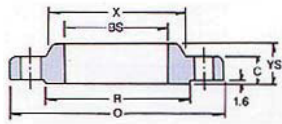
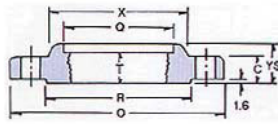


ANSI FLANGE 150LB B16.5

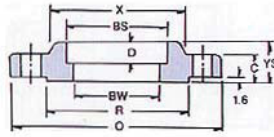
ANSI FLANGE
SLIP-ON



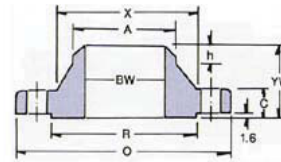
ANSI FLANGE
SCREWED



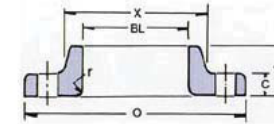
ANSI FLANGE
SOCKET WELDING



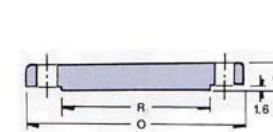
ANSI FLANGE
WELDING NECK



ANSI FLANGE
LAP JOINT



ANSI FLANGE
BLIND



(Dimensions in mm)

Nominal size (B)	O	C	X	R	A	YS	YW	YL	BS	BW	BL	h	r	D	Diameter of Bolt Circle	Number of Bolts	Diameter of Bolts	Diameter of Bolt Holes	size (B)
1/2	88.9	11.2	30.2	34.9	21.3	15.9	47.6	15.9	22.4	15.7	22.9	9	3.2	9.5	60.3	4	1/2	15.9	1/2
3/4	98.4	12.7	38.1	42.9	26.7	15.9	52.4	15.9	27.7	20.8	28.2	9	3.2	11.1	69.9	4	1/2	15.9	3/4
1	108.0	14.3	49.2	50.8	33.5	17.5	55.6	17.5	34.5	26.7	35.1	9	3.2	12.7	79.4	4	1/2	15.9	1
1 1/4	117.5	15.9	58.7	63.5	42.2	20.6	57.2	20.6	43.2	35.1	43.7	9	4.8	14.3	88.9	4	1/2	15.9	1 1/4
1 1/2	127.0	17.5	65.1	73.0	48.3	22.2	61.9	22.2	49.5	40.9	50.0	9	6.4	15.9	98.4	4	1/2	15.9	1 1/2
2	152.4	19.1	77.8	92.1	60.5	25.4	63.5	25.4	62.0	52.6	62.5	9	7.9	17.5	120.7	4	5/8	19.1	2
2 1/2	177.8	22.3	90.5	104.8	73.2	28.6	69.9	28.6	74.7	62.7	75.4	12	7.9	19.1	139.7	4	5/8	19.1	2 1/2
3	190.5	23.9	108.0	127.0	88.9	30.2	69.9	30.2	90.7	78.0	91.4	12	9.5	20.6	152.4	4	5/8	19.1	3
3 1/2	215.9	23.9	122.2	139.7	101.6	31.8	71.4	31.8	103.4	90.2	104.1	12	9.5	22.2	177.8	8	5/8	19.1	3 1/2
4	228.6	23.9	134.9	157.2	114.3	33.3	76.2	33.3	116.1	102.4	116.8	14	11.1	23.8	190.5	8	5/8	19.1	4
5	254.0	23.9	163.5	185.7	141.2	36.5	88.9	36.5	143.8	128.3	144.5	16	11.1	23.8	215.9	8	3/4	22.2	5
6	279.4	25.4	192.1	215.9	168.4	39.7	88.9	39.7	170.7	154.2	171.5	18	12.7	27.0	241.3	8	3/4	22.2	6
8	342.9	28.6	246.1	269.9	219.2	44.5	101.6	44.5	221.5	202.7	222.3	20	12.7	31.8	298.5	8	3/4	22.2	8
10	406.4	30.2	304.8	323.9	273.1	49.2	101.6	49.2	276.4	254.5	277.4	20	12.7	33.3	362.0	12	7/8	25.4	10
12	482.6	31.8	365.1	381.0	323.9	55.6	114.3	55.6	327.2	304.8	328.2	25	12.7	39.7	431.8	12	7/8	25.4	12
14	533.4	35.0	400.1	412.8	355.6	57.2	127.0	79.4	359.2	336.6	360.2	25	12.7	41.3	476.3	12	1	28.6	14
16	596.9	36.6	457.2	469.9	406.4	63.5	127.0	87.3	410.5	387.4	411.2	25	12.7	44.5	539.8	16	1	28.6	16
18	635.0	39.7	504.8	533.4	457.2	68.3	139.7	96.8	461.8	438.2	462.3	30	12.7	49.2	577.9	16	1 1/8	31.8	18
20	698.5	42.9	558.8	584.2	508.0	73.0	144.5	103.2	513.1	489.0	514.4	30	12.7	54.0	635.0	20	1 1/8	31.8	20
24	812.8	47.7	663.6	692.2	609.6	82.6	152.4	111.1	616.0	590.6	616.0	30	12.7	63.5	749.3	20	1 1/4	34.9	24